

Measurement Form



Recipient Name: _____

Guardian Home Address:

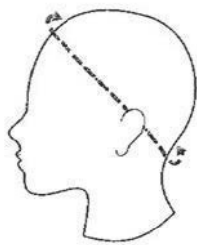
Name: _____

Street Address: _____

City: _____ State: _____ Zip: _____ Country: _____

1) Head Measurements with measuring tape:

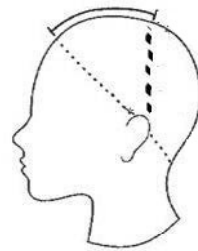
Circumference



Measure the circumference of the head. Start at the front hairline, follow around behind the ear, to the nape, to the other ear and back up to the starting point of the hairline.

Circumference _____

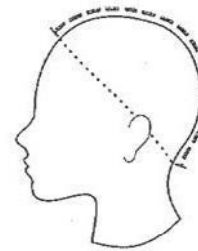
Ear to Ear



Measure from ear to ear. Start at the hairline above the ear tip, over the head to the hairline above the opposite ear tip.

Ear to Ear _____

Front to Back



Start the measuring tape at the hairline in the center of the forehead to the hairline at the center of the nape.

Front to Back _____

2) Cap Size: Circle ONE

Choose the best fitting cap: 6 XS 5 XS 4 XS 3 XS 2 XS XS SM REG

3) Color Preference: Circle ONE

1N/1B 4N 6N 7 10N 15 30 10/16

4) Length Preference: Check ONE (Maximum available is 14")

Inches from crown: [] 12" [] 14"

5) Texture: Wigs For Kids hair systems are made with donated strands. The system we provide will have straight, virgin hair. Texture can be added with daily styling or you might consider consulting with a salon professional for more permanent options.

6) Part: Wigs For Kids hair systems have a freestyle part. Style as desired.

7) Review all fields with the family before signing off! Guardian and stylist approve all selections. Once the hairpiece is distributed in can not be altered or replaced by Wigs for Kids.

Stylist's Name: _____ Stylist's Signed Approval _____ Date _____

Guardian's Name: _____ Guardian's Signed Approval _____ Date _____